

Literature Circles: Initial Group Meeting

For the first Unit meeting, determine the five selections your group will read. Assign the roles for each reading. Remember, choose at least one POETRY SELECTION. Students may not perform the same role within the same Unit. Once the readings have been chosen, and the roles assigned, submit to Mr. Davis.

Reading Selection	Discussion Director	Summary & Setting Specialist	Diction Detective	Bridge Builder	Imagery Illuminator
1.					
2.					
3.					
4.					
5.					

Discussion Director



Literature Circles: Roles

- This role involves developing a list of questions that the group might discuss about the section of the novel to be discussed for that meeting.
- Questions should be designed to promote lively conversation and insights about the book. They should be open-ended and should not be "yes/no" questions.
- A student with this task asks these questions to the group to prompt discussion; overall, the job is to keep the group talking and on-task.

Name: _____

Reading: _____

Discussion Director

Sample Questions:


1. What kinds of conflicts are the characters facing?
2. What do you think about the way the author _____?
3. What if _____ had happened instead?
4. What would you have done had you been in this character's shoes?
5. What did you think about this event? What do you think will happen next?

Questions for discussion:

Student Responses:

Questions for the next meeting:

Diction Detective



Literature Circles: Roles

- The detector searches for a few significant **passages** of text that are thought-provoking, funny, interesting, disturbing, or powerful.
- The quotations are copied down with properly **cited** page numbers.
- This role also records important words for the reading. The student chooses **words** that are unusual, unknown, or that stand out in some way, while noting their page number and definition (and any **significance** to the reading).

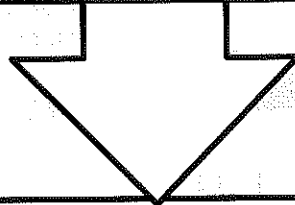
Name: _____

Reading: _____

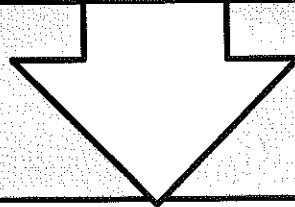
Diction Detective

Locate your three favorite passages from the reading. Provide the location of each, why selected each, and their significance to the reading.

Passage #1:	Why did you choose this passage?	
	Location:	Significance:



Passage #2:	Why did you choose this passage?	
	Location:	Significance:



Passage #3:	Why did you choose this passage?	
	Location:	Significance:

Name: _____

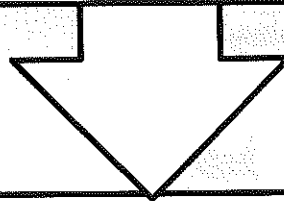
Reading: _____

Diction Detective

Choose at least three words or phrases with which you were unfamiliar. List the page number and location of each, define them, and provide their significance to the passage.

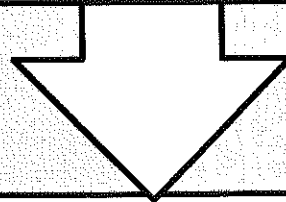
Word/Phrase #1:

Define:	
Location:	Significance:



Word/Phrase #2:


Define:	
Location:	Significance:



Word/Phrase #3:

Define:	
Location:	Significance:

Imagery Illuminator: Figurative Language & Illustrator



Literature Circles: Roles

- This role locates various types of **figurative language**, including but not limited to simile, metaphor, personification, hyperbole, and idiom.
- This may lead to discussion about the author's craft - why the author chose to use those particular words or phrases, and whether or not they were **effective**.
- The illustrator provides drawings, sketchings, or paintings of a **scene** relating to reading. Collages from magazines, images from the internet, and other media can also be used.
- The student with this role then **shares** the artwork with the group, **explaining** the passage(s) that relate to the art.

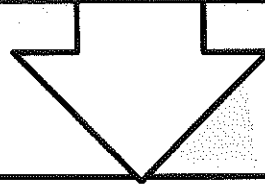
Name: _____

Reading: _____

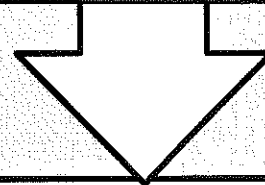
Imagery Illuminator: Figurative Language Finder

Locate and explain at least three examples of figurative language in the selection (simile, metaphor, hyperbole, etc.). Explain why you selected the passage and its importance to the reading, in addition to the page number and specific location of the example.

Example #1: 	Why did you choose this passage?	
	Location:	Significance:



Example #2: 	Why did you choose this passage?	
	Location:	Significance:



Example #3: 	Why did you choose this passage?	
	Location:	Significance:

Bridge Builder



Literature Circles: Roles

- This investigative role **researches** and provides historical, geographical, cultural, musical or other **information** that would help readers connect to the reading.
- This role also involves locating several significant **passages** in the novel and connecting these passages to real life.
- The **connections** might relate to school, friends or family, home, the community, or they might relate to movies, celebrities, the media etc.
- Students should also feel free to **connect** incidents or characters with other books that they have read

Name: _____

Reading: _____

Bridge Builder

From the reading selection, choose at least three events that relate to reader and the world in some way. What is the significance of these events on the world and the reader?

Example: *To Kill A Mockingbird* had a profound effect on the Civil Rights Movement.

Event from book:

Connect to world:

Connect to self:

Event from book:

Connect to world:

Connect to self:

Event from book:

Connect to world:

Connect to self:

Summary & Setting Specialist



Literature Circles: Roles


- The role of summarizer involves preparing a brief **summary** of the reading that was assigned for that day's meeting.
- The summary should include the **main ideas** or events to remember, major characters, symbols or other significant highlights of the passage.
- The set designer keeps track of major shifts in place, time (**setting**), in addition to characters, and helps students keep track of important events and progressions in the reading.

Name: _____

Reading: _____

Summary Specialist

PLOT:
Provide a
5-sentence
summary
of the
reading
selection:




Name: _____


Reading: _____

Setting Specialist

SETTING:
Determine the
setting of the
selection.
Consider shifts in
time/place/mood:



CHARACTERS: List
& describe the
major characters
or real people from
the reading.



Literature Circles: Self-Reflection

Student:	Unit:
Group Members:	

Reflection Statement	Rank (0-2)
Rank yourself on the following scale: No = 0; Somewhat= 1; Yes = 2.	
I completed my assigned reading before the meeting.	
I brought all required materials to the Literature Circle meeting (book, journal, etc.)	
I shared parts of the reading that were important to me and explained why they were important.	
I asked questions to clarify my understanding of the reading and/or to help me better understand other group members' ideas.	
was a careful and caring listener by giving my complete attention to other group members when they were speaking. I responded to other group member's ideas.	
Total Score / 10	

Student Comments:
Teacher Comments:

Literature Circles: Peer Evaluation

Student:	Unit:
Group Members:	

Category	Rank:	1.	2.	3.	4.	5.
Quality of Work: Provides work of the highest quality.	Write the student name at the top of the column next to the number. Rank each member on the following scale: 2 = strongly agree; 1 = agree; 0 = disagree Add up the total score for each student.					
Contributions: Routinely provides useful ideas when participating in the group and in classroom discussion. A definite leader who contributes a lot of effort.						
Attitude: Never is publicly critical of the project or the work of others. Always has a positive attitude about the task(s).						
Working with Others Almost always listens to, shares with, and supports the efforts of others. Tries to keep people working well together.						
Time-management: Routinely uses time well throughout the project to ensure things get done on time. Group does not have to adjust deadlines or work responsibilities because of this person's procrastination.						
Total Score:						

<p>Student Comments:</p>
<p>Teacher Comments:</p>

Literature Circles: Accountability & Assessment

Category	Value
Assignments/Assessments	60%
Participation / Teacher Observations	20%
Peer Review	10%
Self-Reflection	10%

Assignments include, but are not limited to:

- 1. Reading Logs (100 pts)**
- 2. Literature Circle Role Sheets (100 pts)**
- 3. Any discussion/meeting notes, etc.**
- 4. Unit reviews, work, exams. (Exam: 100 pts)**
- 5. Enrichment Activities (TBD)**
- 6. Self/Peer Reflections & Evaluations (10 pts each)**